




SERIE ACM

CUSHIONED PNEUMATIC CYLINDERS STANDARD ISO 6432 CILINDRI PNEUMATICI AMMORTIZZATI ISO 6432

ATEX versions see / Versioni ATEX vedi .. P. A-109

With magnetic piston / Con pistone magnetico



With magnetic piston,
pneumatic cushioned,
with micrometric control
Con pistone magnetico,
ammortizzatori pneumatici progressivi
con regolazione micrometrica

ACM /

Bore Alesaggio (mm):	Stroke Corsa (mm):	VS Viton rod seal Guarnizione dello stelo in Viton
Ø16 16		VV Viton all seal Tutte le guarnizioni in Viton
Ø20 20		
Ø25 25		

P Through rod cylinder
Cilindro stelo passante

Bore Alesaggio	10	25	50	80	100	125	160	200	250	300	350	400	450	500
16	•	•	•	•	•	•	•	•	•	•	•	•	•	•
20	•	•	•	•	•	•	•	•	•	•	•	•	•	•
25	•	•	•	•	•	•	•	•	•	•	•	•	•	•

Effective cushion length Lunghezza utile ammortizzatore	Bore Alesaggio	Length Lunghezza
16	16	24
20	20	27
25	25	30

ISO 6432 cylinder fixing see:
Fissaggi per cilindri ISO 6432 vedi:
..... **Pag. A-10 ÷ A-11.**

Features of reed switches see:
Caratteristiche finecorsa magnetici:
..... **Pag. A-11, A-19.**

TECHNICAL FEATURES

- End caps Anodized aluminium.
- Piston rod Rolled burnished stainless steel X5CrNi 1810.
- Barrel Anodized aluminium.
- Seals NBR rubber.
- Cushioning Pneumatic adjusting cushions.

- Environment temperature range -10 °C ÷ +80 °C.
- Temperature range of medium 0 °C ÷ +40 °C.
- Lubrication Not required.
- Medium Filtered air.
- Max operating pressure 10 bar.

CARATTERISTICHE TECNICHE

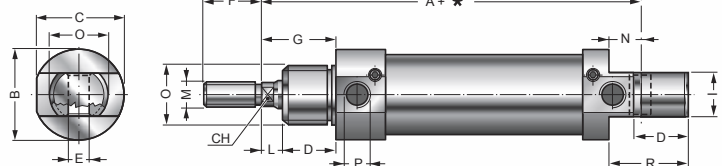
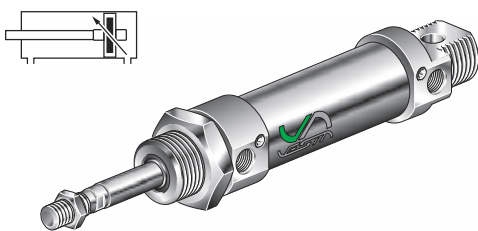
- Testate Alluminio anodizzato.
- Stelo Acciaio inox X5CrNi 1810 rollato.
- Camicia Alluminio anodizzato.
- Guarnizioni Tutte in NBR.
- Ammortizzatori Pneumatici regolabili.

- Temperatura ambiente -10 °C ÷ +80 °C.
- Temperatura fluido 0 °C ÷ +40 °C.
- Lubrificazione Non necessaria.
- Fluido Aria filtrata.
- Pressione max d'esercizio 10 bar.

ACM .. /...

SINGLE ROD
CILINDRO BASE STELO SEMPLICE

* = Stroke / Corsa



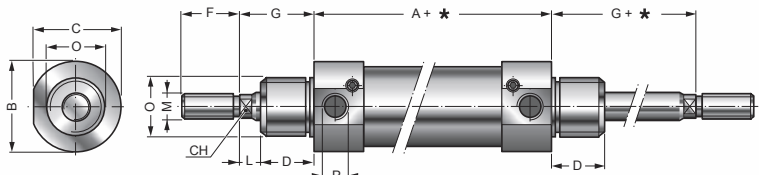
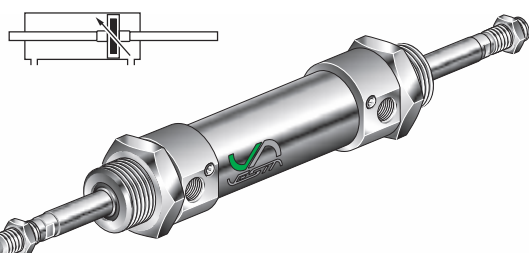
Bore Alesaggio	A	ØB	C	CH	D	ØE ^{H9}	F	G	I	L	ØM	N	ØO	ØP	R	Code Codice
16	82	22	21,2	5	15	6	16	22	12	7	M6x1	9	M16x1,5	M5	22	ACM 16/...
20	95	28	26,2	7	19	8	20	24	16	5	M8x1,25	12	M22x1,5	G1/8	30	ACM 20/...
25	104	34	32,5	8	20	8	22	28	16	8	M10x1,25	12	M22x1,5	G1/8	30	ACM 25/...

ATEX versions see / Versioni ATEX vedi .. P. A-109

ACM .. /... P

THROUGH ROD
STELO PASSANTE

* = Stroke / Corsa



Bore Alesaggio	A	ØB	C	CH	D	F	G	L	ØM	ØO	ØP	Code Codice
16	56	22	21,2	5	15	16	22	7	M6x1	M16x1,5	M5	ACM 16/... P
20	68	28	26,2	7	19	20	24	5	M8x1,25	M22x1,5	G1/8	ACM 20/... P
25	69	34	32,5	8	20	22	28	8	M10x1,25	M22x1,5	G1/8	ACM 25/... P

ATEX versions see / Versioni ATEX vedi .. P. A-109

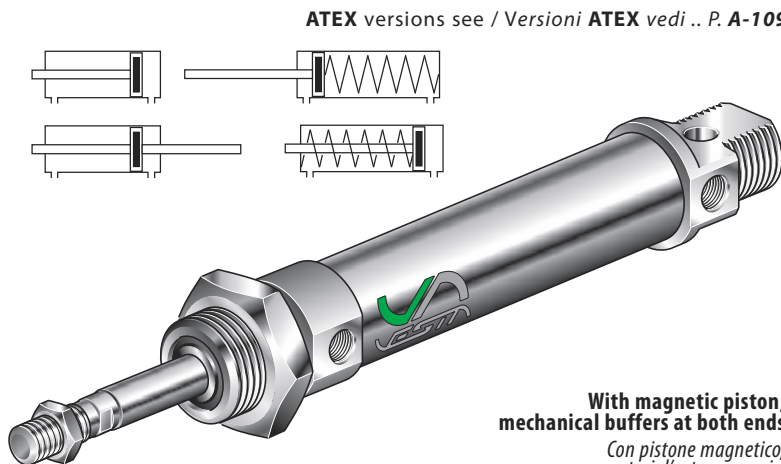
PNEUMATIC CYLINDERS WITH MAGNETIC PISTON STANDARD ISO 6432
CILINDRI PNEUMATICI CON PISTONE MAGNETICO ISO 6432

SERIE DVM

With magnetic piston / Con pistone magnetico

DVM /

- Bore
Alesaggio (mm):
- Stroke
Corsa (mm):
- VS** Viton rod seal
Guarnizione dello stelo in Viton
- VV** Viton all seal
Tutte le guarnizioni in Viton
- P** Through rod cylinder
Cilindro stelo passante
- SEA** Simple acting front spring
Cilindro semplice effetto molla anteriore
- SEP** Simple acting rear spring
Cilindro semplice effetto molla posteriore



With magnetic piston,
mechanical buffers at both ends
Con pistone magnetico,
smorzatori d'urto meccanici

ISO 6432 cylinder fixing see:
Fissaggi per cilindri ISO 6432 vedi: **Pag. A-10 ÷ A-11.**

Features of reed switches see:
Caratteristiche finecorsa magnetici: **Pag. A-11, A-19.**

Bore Alesaggio	Standard stroke / Corse Standard													
	10	25	50	80	100	125	160	200	250	300	350	400	450	500
12	•	•	•	•	•	•	•	•	•	•	•	•	•	•
16	•	•	•	•	•	•	•	•	•	•	•	•	•	•
20	•	•	•	•	•	•	•	•	•	•	•	•	•	•
25	•	•	•	•	•	•	•	•	•	•	•	•	•	•

- End caps Anodized aluminium.
- Piston rod Rolled burnished stainless steel X5CrNi 1810.
- Barrel Anodized aluminium.
- Seals NBR rubber.
- Cushioning Mechanical buffers.

- Environment temperature range -10 °C ÷ +80 °C.
- Temperature range of medium 0 °C ÷ +40 °C.
- Lubrication Not required.
- Medium Filtered air.
- Max operating pressure 10 bar.

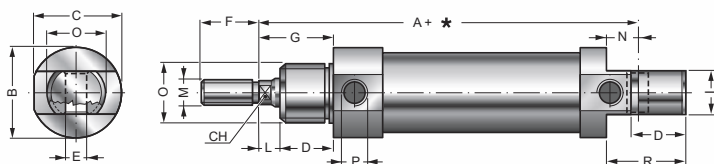
TECHNICAL FEATURES

- Testate Alluminio anodizzato.
- Stelo Acciaio inox X5CrNi 1810 rollato.
- Camicia Alluminio anodizzato.
- Guarnizioni Tutte in NBR.
- Ammortizzatori Meccanici in poliuretano.


- Temperatura ambiente -10 °C ÷ +80 °C.
- Temperatura fluido 0 °C ÷ +40 °C.
- Lubrificazione Non necessaria.
- Fluido Aria filtrata.
- Pressione max d'esercizio 10 bar.

CARATTERISTICHE TECNICHE

* = Stroke / Corsa



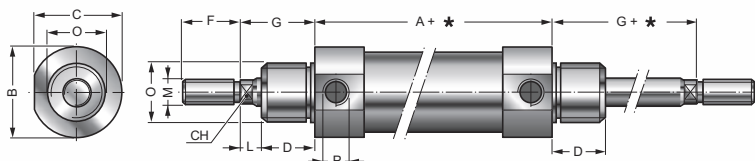
SINGLE ROD
CILINDRO BASE STELO SEMPLICE **DVM .. /...**



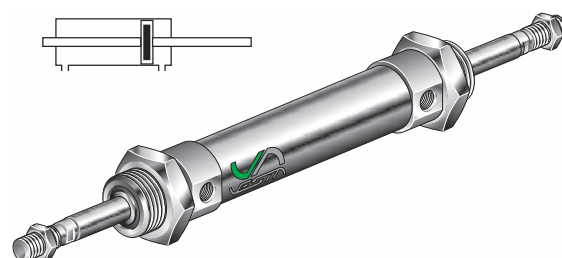
Bore Alesaggio	A	ØB	C	CH	D	ØE ^{H9}	F	G	I	L	ØM	N	ØO	ØP	R	Code Codice
12	75	18	17,2	5	15	6	16	22	12	7	M6x1	9	M16x1,5	M5	22	DVM 12/...
16	82	22	21,2	5	15	6	16	22	12	7	M6x1	9	M16x1,5	M5	22	DVM 16/...
20	95	28	26,2	7	19	8	20	24	16	5	M8x1,25	12	M22x1,5	G1/8	30	DVM 20/...
25	104	32	32,5	8	20	8	22	28	16	8	M10x1,25	12	M22x1,5	G1/8	30	DVM 25/...

ATEX versions see / Versioni ATEX vedi .. **P. A-109**

* = Stroke / Corsa



THROUGH ROD
STELO PASSANTE **DVM .. /... P**



Bore Alesaggio	A	ØB	C	CH	D	F	G	L	ØM	ØO	ØP	Code Codice
12	49,5	18	17,2	5	15	16	22	7	M6x1	M16x1,5	M5	DVM 12/... P
16	56	22	21,2	5	15	16	22	7	M6x1	M16x1,5	M5	DVM 16/... P
20	68	28	26,2	7	19	20	24	5	M8x1,25	M22x1,5	G1/8	DVM 20/... P
25	69	32	32,5	8	20	22	28	8	M10x1,25	M22x1,5	G1/8	DVM 25/... P

ATEX versions see / Versioni ATEX vedi .. **P. A-109**

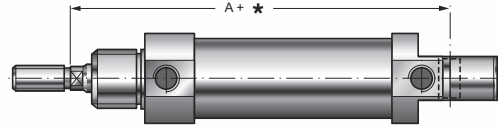

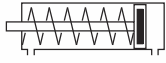


DVM .. /... SEA

SIMPLE ACTING FRONT SPRING
SEMPLICE EFFETTO MOLLA ANTERIORE

For overall dimensions see DVM single rod
Dimensioni di ingombro vedi DVM base stelo semplice

* = Stroke / Corsa



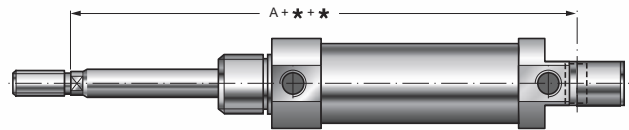
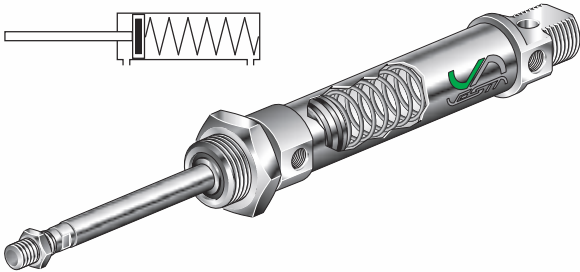
Bore Alesaggio	A	Code Codice
12	75	DVM 12/... SEA
16	82	DVM 16/... SEA
20	95	DVM 20/... SEA
25	104	DVM 25/... SEA

DVM .. /... SEP

SIMPLE ACTING REAR SPRING
SEMPLICE EFFETTO MOLLA POSTERIORE

For overall dimensions see DVM standard
Dimensioni di ingombro vedi DVM standard

* = Stroke / Corsa

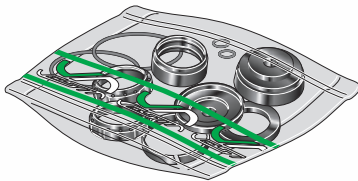


Bore Alesaggio	A	Code Codice
12	75	DVM 12/... SEP
16	82	DVM 16/... SEP
20	95	DVM 20/... SEP
25	104	DVM 25/... SEP

Strokes Corse (mm)	Spring force - Forza molla (daN)								..SEA	..SEP
	Ø12 mm		Ø16 mm		Ø20 mm		Ø25 mm			
	Min.	Max.	Min.	Max.	Min.	Max.	Min.	Max.		
10	2,1	2,4	2,2	2,5	2,3	2,6	2,3	2,6	•	•
25	1,6	2,4	1,6	2,5	1,7	2,6	1,7	2,6	•	•
50	0,35	2,4	0,5	2,5	1	2,6	1	2,6	•	•

..... - SG

SEALS KIT
KIT GUARNIZIONI DI RICAMBIO



Seals kit code = **Cylinder code** + **Bore** + **Versions** + - **SG**:
(The kit includes all seals).

Codice del kit = **Codice del cilindro** + **Alesaggio** + **Versioni** + - **SG**:
(Il kit comprende tutte le guarnizioni necessarie).

Example / Esempio: **DVM 16 VS - SG**